



Hamilton Intermediate School

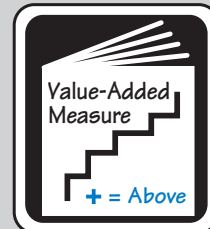

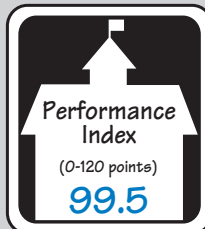
765 Rathmell Rd, Columbus, OH 43207-4737 – Grades 4-6 – Franklin County



2011-2012 School Year Report Card

Current Principal: James M. Meade (614) 491-8044

Current Superintendent: Christopher T. Lester (614) 491-8044



The School Report Card for the 2011-2012 school year shows the progress schools have made based on four measures of performance.



Indicators



Performance Index



Adequate Yearly Progress



Value-Added

The combination of the four measures is the basis for assigning state designations to districts, buildings and community schools.

The six designations are

- Excellent with Distinction
- Excellent
- Effective
- Continuous Improvement
- Academic Watch
- Academic Emergency



State Indicators

To meet a test indicator for grades 3-8 and 10, at least 75% of students tested must score proficient or higher

on that test. Other indicator requirements are: 11th grade Ohio Graduation Tests, 85%; Attendance Rate, 93%; Graduation Rate, 90%.



State Indicators

Percentage of Students at and above the Proficient Level

	Your School 2011-2012	Your District 2011-2012	State 2011-2012
3rd Grade Achievement			
<i>The state requirement is 75 percent</i>			
1. Reading	--	86.8%	79.0%
2. Mathematics	--	90.0%	79.8%
4th Grade Achievement			
<i>The state requirement is 75 percent</i>			
3. Reading	84.4% ✓	84.4%	83.3%
4. Mathematics	85.7% ✓	85.7%	78.4%
5th Grade Achievement			
<i>The state requirement is 75 percent</i>			
5. Reading	86.3% ✓	85.9%	76.8%
6. Mathematics	81.5% ✓	81.2%	67.5%
7. Science	85.8% ✓	85.5%	72.5%
6th Grade Achievement			
<i>The state requirement is 75 percent</i>			
8. Reading	87.9% ✓	87.9%	86.7%
9. Mathematics	89.2% ✓	89.3%	79.9%
7th Grade Achievement			
<i>The state requirement is 75 percent</i>			
10. Reading	--	74.2%	79.5%
11. Mathematics	--	82.2%	73.6%
8th Grade Achievement			
<i>The state requirement is 75 percent</i>			
12. Reading	--	85.5%	83.0%
13. Mathematics	--	88.0%	79.6%
14. Science	--	70.1%	71.5%
Ohio Graduation Tests (10th Grade)			
<i>The state requirement is 75 percent</i>			
15. Reading	--	86.3%	86.0%
16. Mathematics	--	93.4%	82.6%
17. Writing	--	92.5%	87.1%
18. Science	--	84.0%	76.7%
19. Social Studies	--	85.8%	81.6%
Ohio Graduation Tests (11th Grade)*			
<i>The state requirement is 85 percent</i>			
20. Reading	--	94.2%	92.6%
21. Mathematics	--	96.8%	89.9%
22. Writing	--	96.8%	93.0%
23. Science	--	93.2%	85.6%
24. Social Studies	--	96.8%	87.8%
Attendance Rate			
<i>The state requirement is 93 percent</i>			
25. All Grades	96.2% ✓	95.6%	94.5%
2010-11 Four-Year Graduation Rate			
<i>The state requirement is 90 percent</i>			
26. School	--	92.4%	79.7%

Any result at or above the state standard is indicated by a ✓.
 -- = Not Calculated/Not Displayed when there are fewer than 10 in the group.
 * Cumulative results for students who took the tests as 10th or 11th graders.